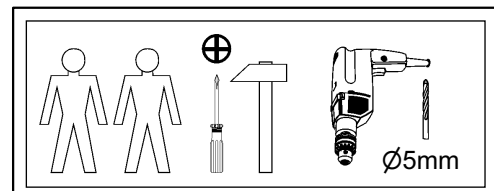


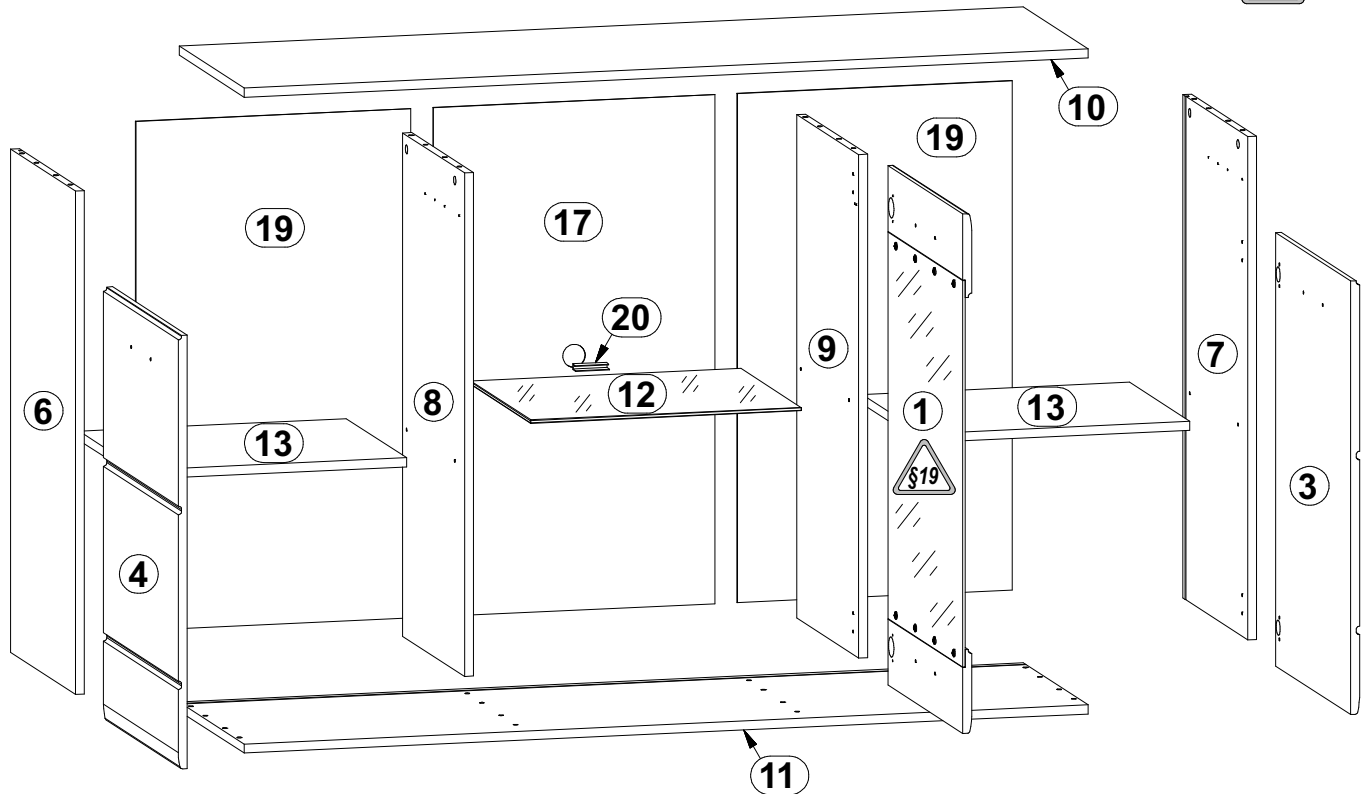
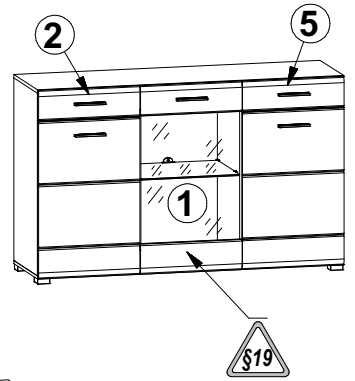


# ВУШЕР



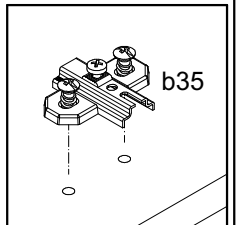
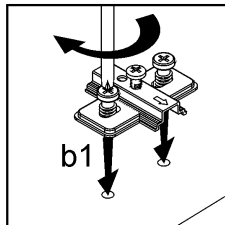
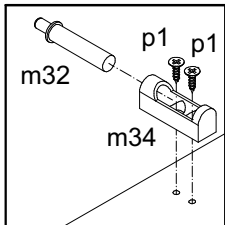
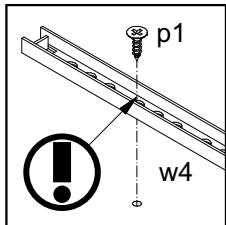
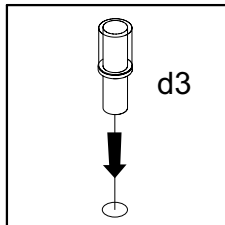
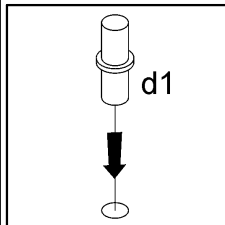
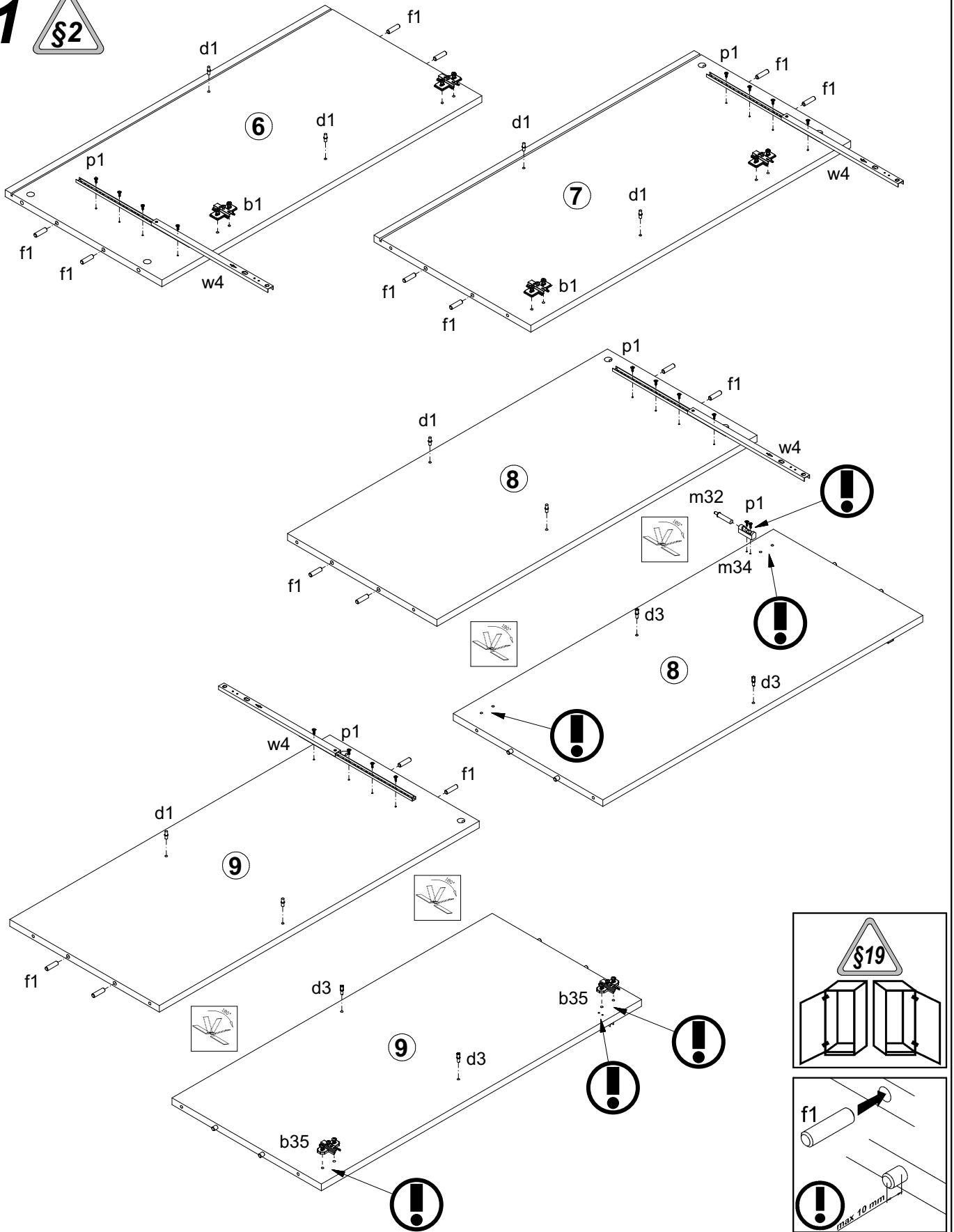
Комод **KOM 1W2D2S**

A	B	C		D	A	B	C		D
1	S154-005	906	496	3/3	11	S154-207	1499	430	1/3
2	S154-009	496	146	3/3	12	S154-307-01	482	400	2/3
3	S154-010	496	756	3/3	13	S154-308	475	400	2/3
4	S154-011	496	756	3/3	14	S154-507	350	100	2/3
5	S154-012	496	146	3/3	15	S154-508	350	100	2/3
6	S154-109	878	430	2/3	16	S154-509	435	100	2/3
7	S154-110	878	430	2/3	17	S154-908	888	500	3/3
8	S154-111	878	410	2/3	18	S154-909	450	348	2/3
9	S154-112	878	410	2/3	19	S154-910	888	488	3/3
10	S154-206	1499	430	1/3	20	qb20\1	LED		2/3

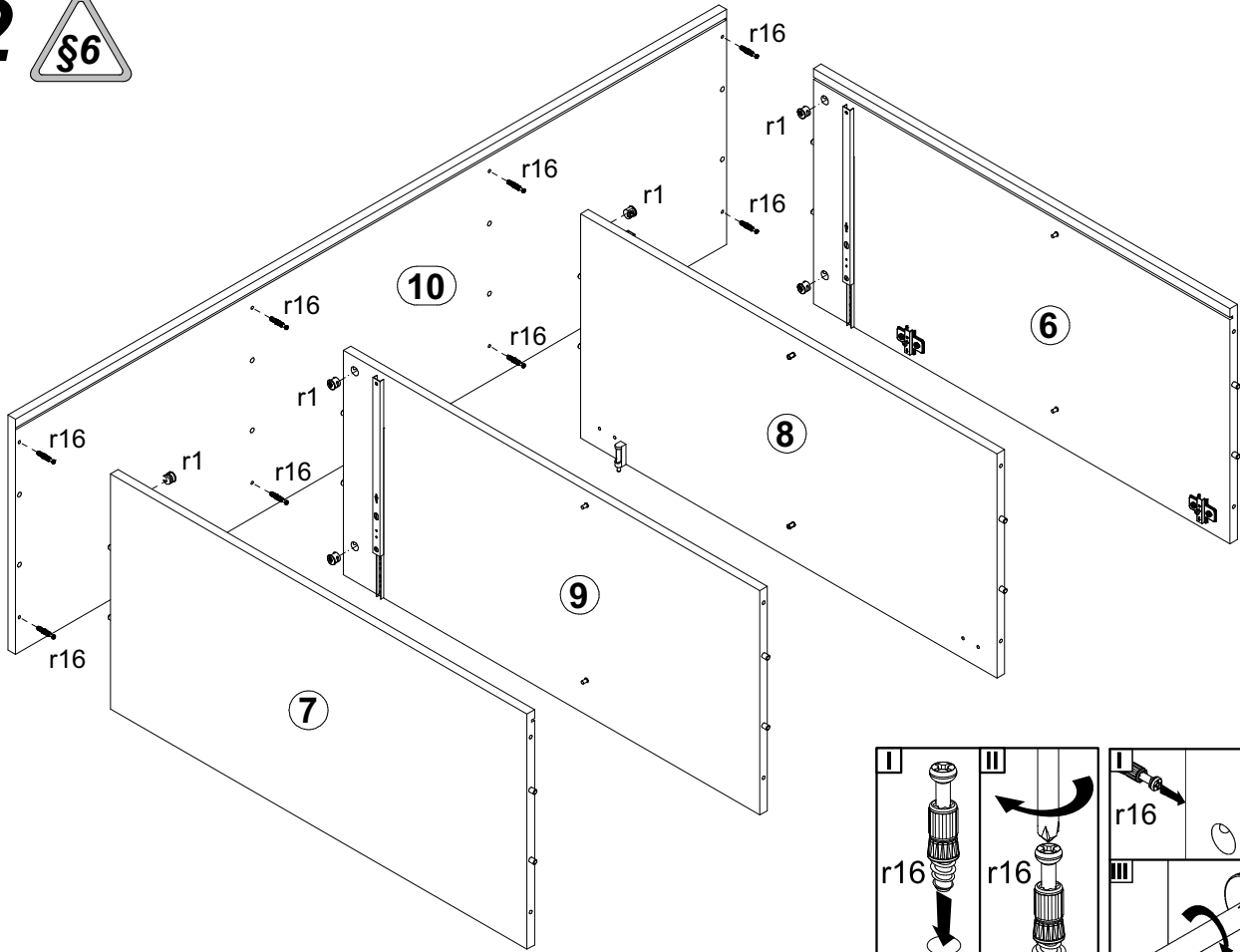


4x  a2	2x  a68	4x  b1	2x  b35	5x  c253\3	8x  d1	4x  d3	8x  e1	8x  e32
16x  f1	4x  j3	5x  k55	40x  l1	26x  l2	1x  m32	1x  m34	4x  o21	18x  p1
4x  p51	10x  p6	10x  p9	8x  r1	8x  r15	16x  r16	6x  s4	1x  s53	1x  s53
4x  w4	1x  n26\1	1x  p38	1x  z1					

# 1



# 2



# 3

