



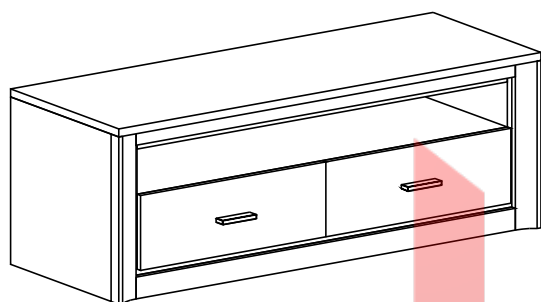
PRZED ROZPOCZĘCIEM MONTAŻU ZAPOZNAĆ SIĘ Z INSTRUKCJĄ

Narzędzia niezbędne do montażu (nie dostarczane przez producenta)

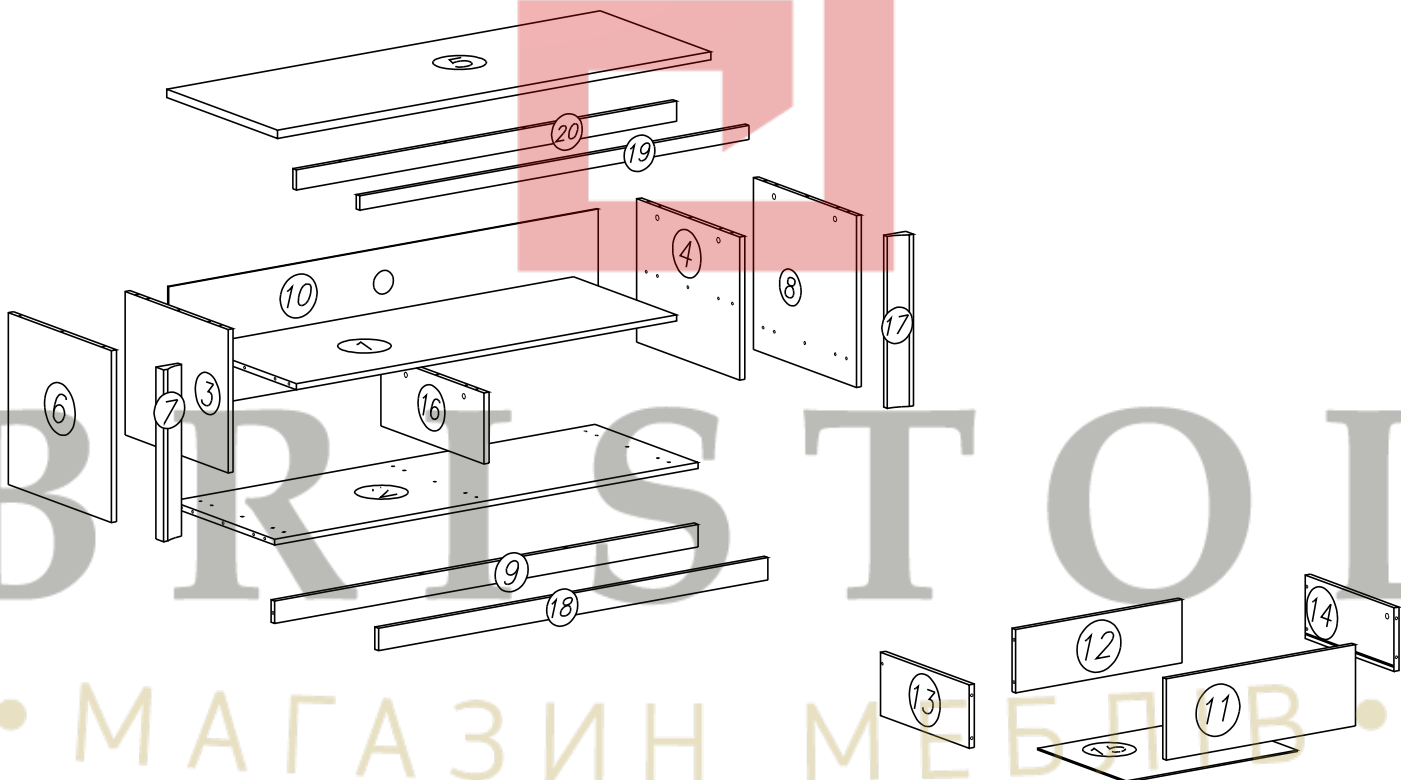



# LARSA


## SZFK\_RTV\_2S




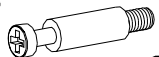
| Nr | Nazwa elementu     | Dł [mm] | Szer [mm] | Gr [mm] | Ilość | Kod | Paczka |
|----|--------------------|---------|-----------|---------|-------|-----|--------|
| 1  | wieniec środkowy   | 1200    | 462       | 16      | 1     |     | 1/2    |
| 2  | wieniec dolny      | 1337    | 462       | 16      | 1     |     | 1/2    |
| 3  | przegroda lewa     | 384     | 462       | 16      | 1     |     | 2/2    |
| 4  | przegroda prawa    | 384     | 462       | 16      | 1     |     | 2/2    |
| 6  | biał               | 1370    | 497       | 22      | 1     |     | 1/2    |
| 6  | bok lewy           | 460     | 465       | 16      | 1     |     | 2/2    |
| 7  | listwa MDF lewa    | 460     | 70        | 32      | 1     |     | 1/2    |
| 8  | bok prawy          | 460     | 465       | 16      | 1     |     | 2/2    |
| 9  | cokół tylny        | 1337    | 60        | 16      | 1     |     | 1/2    |
| 10 | ściana tylna HDF   | 1358    | 412       | 2,5     | 1     |     | 1/2    |
| 11 | front szuflady     | 600     | 200       | 16      | 2     |     | 2/2    |
| 12 | tył szuflady       | 534     | 120       | 16      | 2     |     | 2/2    |
| 13 | bok lewy szuflady  | 400     | 140       | 16      | 2     |     | 2/2    |
| 14 | bok prawy szuflady | 400     | 140       | 16      | 2     |     | 2/2    |
| 16 | HDF szuflady       | 406     | 560       | 16      | 2     |     | 1/2    |
| 16 | przegroda środkowa | 190     | 462       | 16      | 1     |     | 2/2    |
| 17 | listwa MDF prawa   | 460     | 70        | 32      | 1     |     | 1/2    |
| 18 | cokół przedni      | 1231    | 60        | 16      | 1     |     | 1/2    |
| 19 | listwa górna       | 1229    | 38        | 16      | 1     |     | 1/2    |
| 20 | listwa górna tylna | 1200    | 54        | 16      | 1     |     | 1/2    |





A1   
 ø7 x 50 x10


W4   
 x60

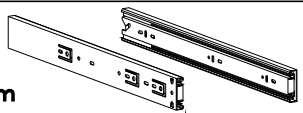
G20   
 5 x 13 x16


K5   
 x29

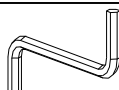
P5   
 x8

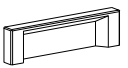
K1   
 ø15 x 12 x29


B1   
 x50

H11   
 360mm x2

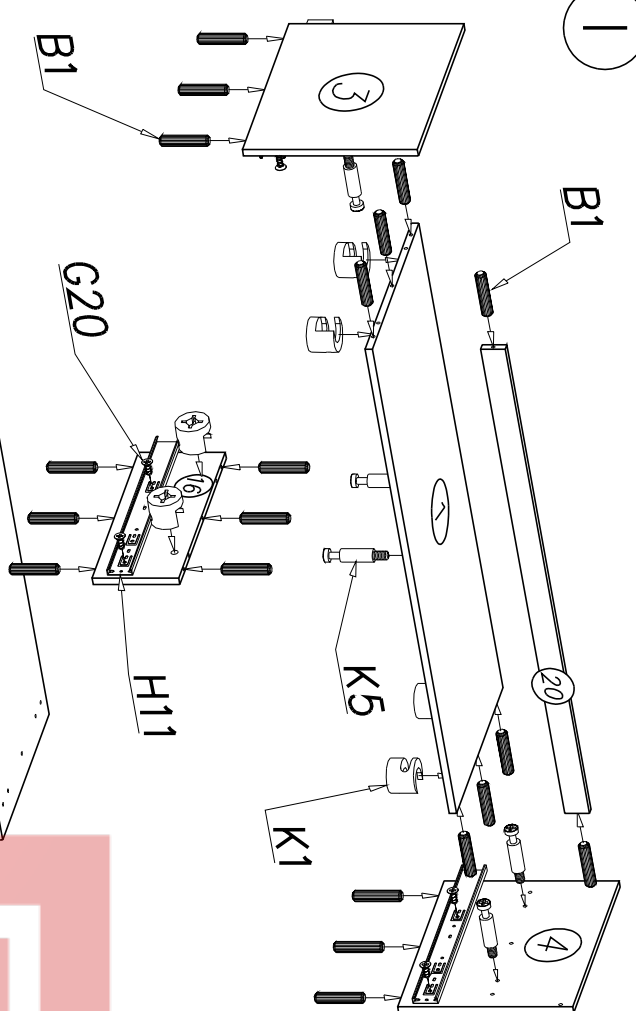
N15   
 M4 x 25 x4

W2   
 x1

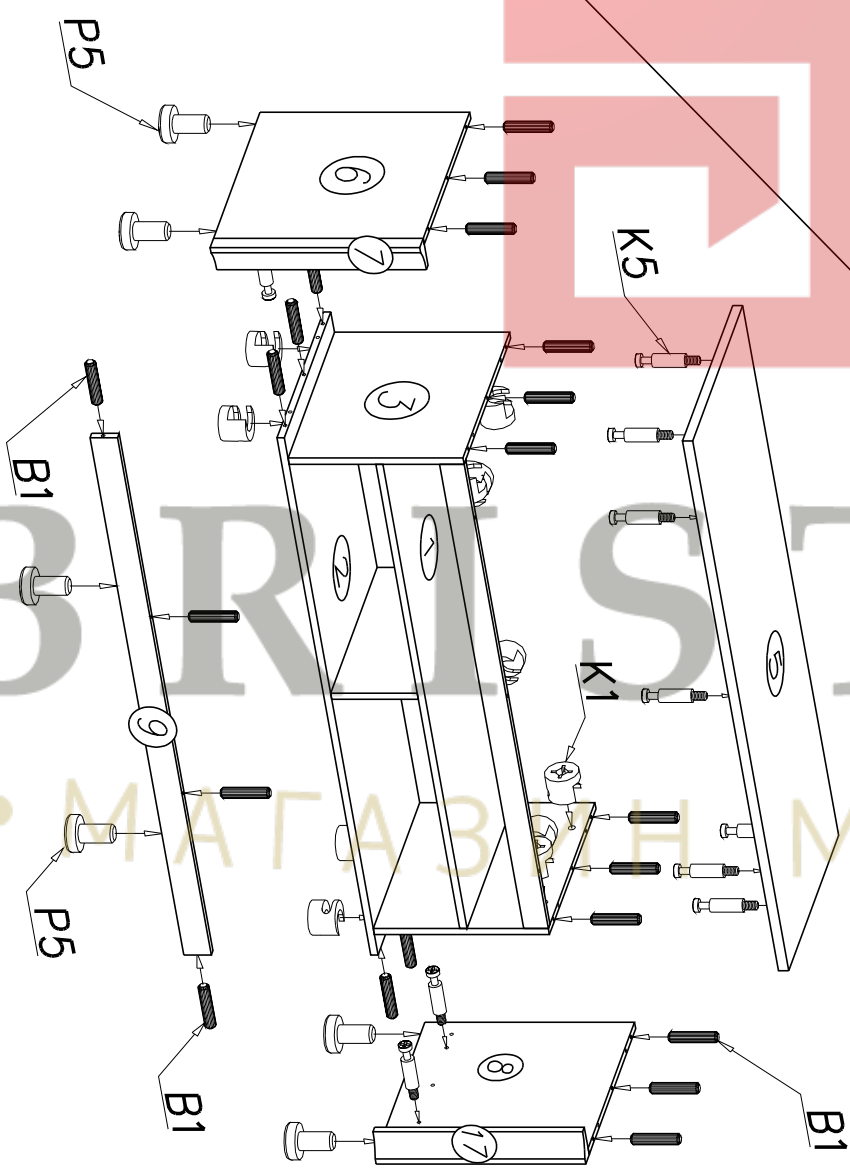
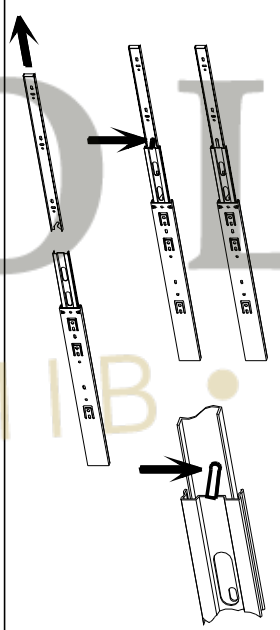
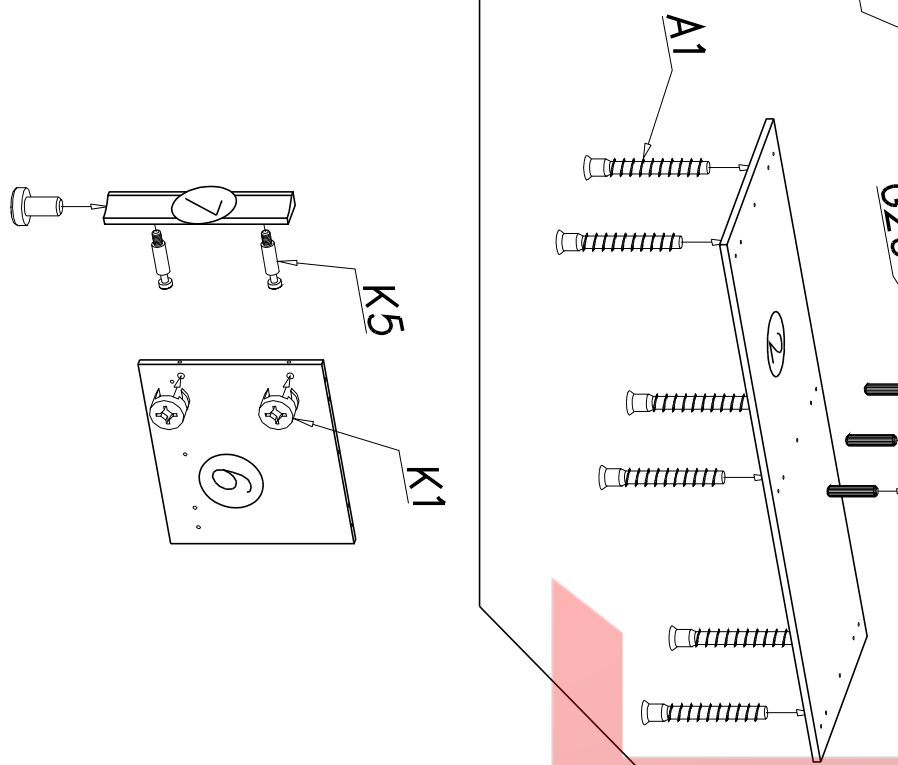
E4   
 x2

G3   
 4 x 30 x8

1

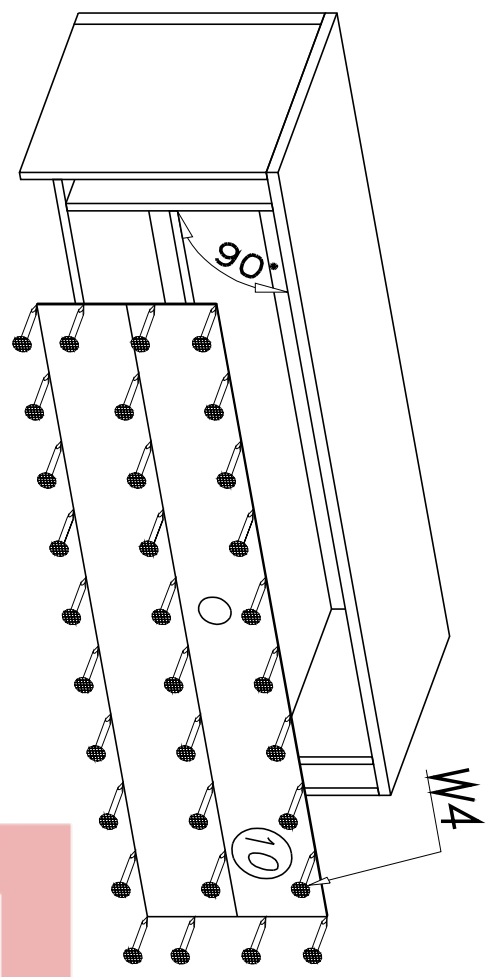


11

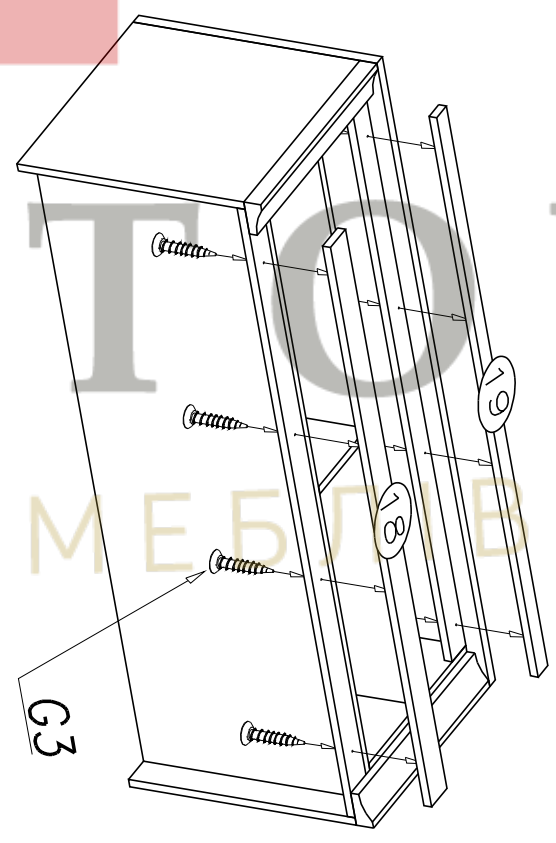


BRISTOL  
МАГАЗИН МЕБЛІВ

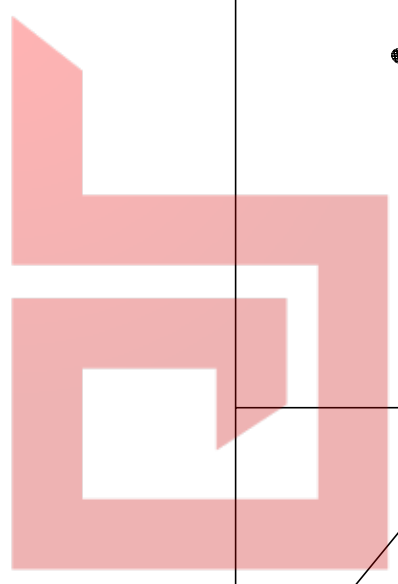
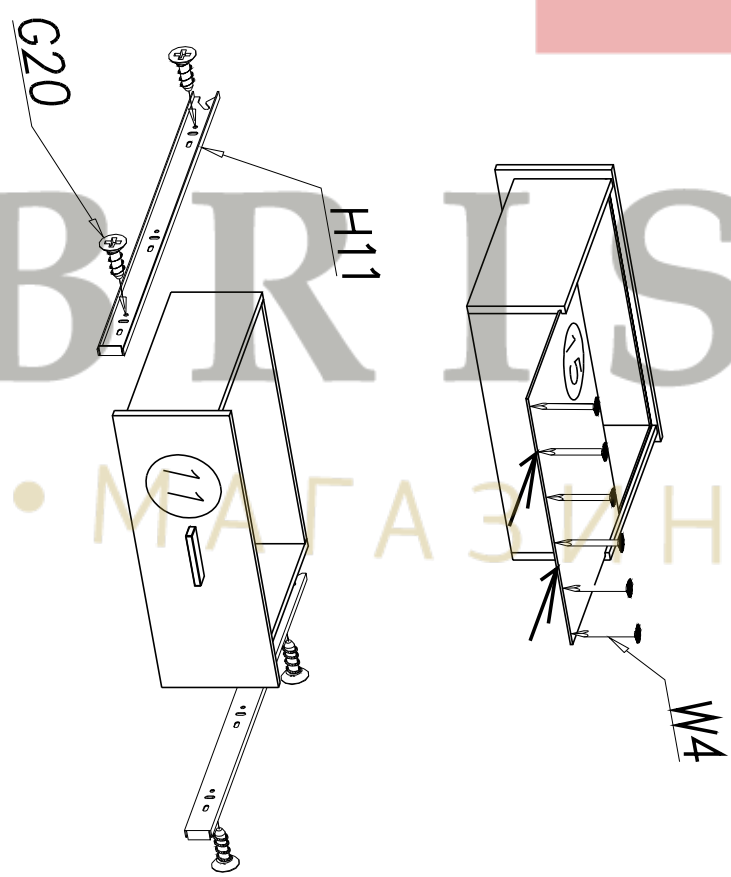
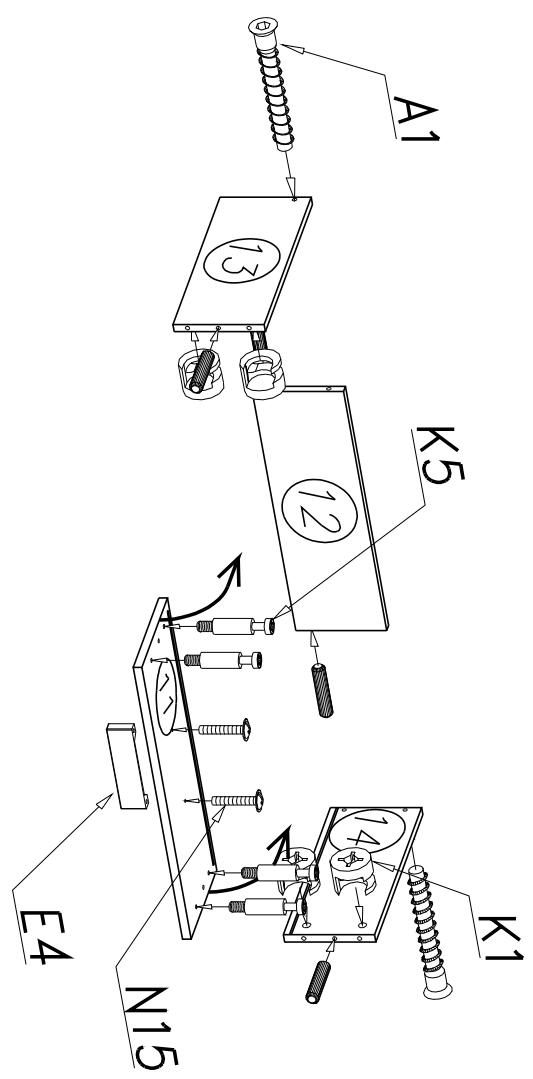
III



IV



V



BRIS TOOL  
 • МАГАЗИН МЕБЛЕ •