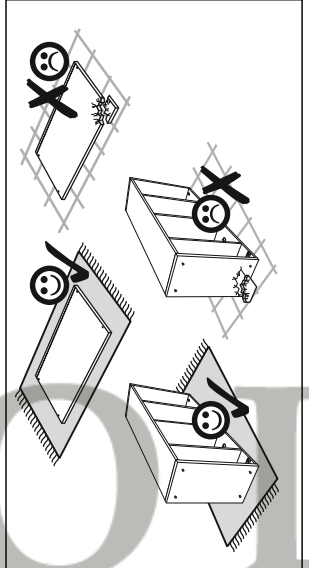

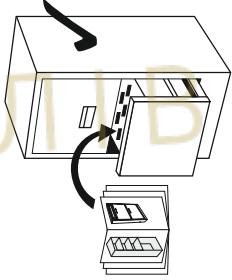
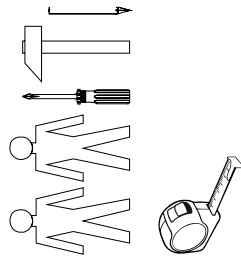

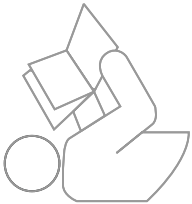


# Instalation manual

NORTON: LOZ\_160\_140\_120



## LOZ\_160

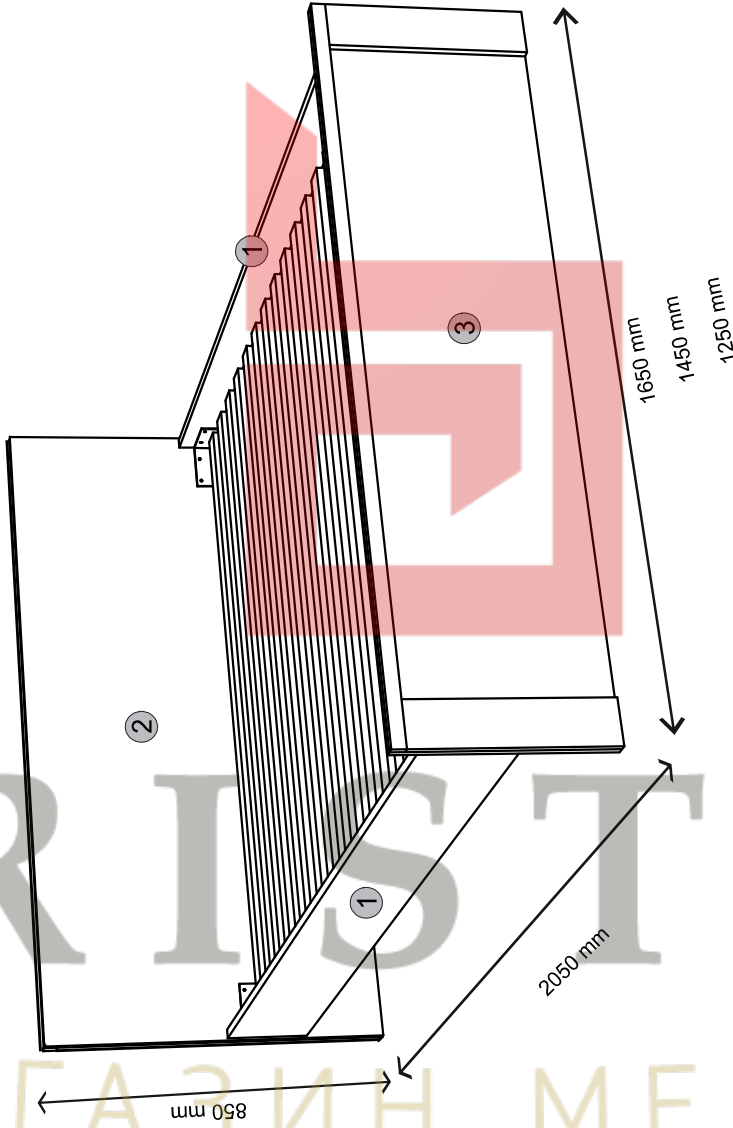
Element symbol	Dimensions			Code	Package
	200	2000	22		
1	200	2000	22	NS-101A	2/2
2	850	1654	16/32	NS-103A	1/1
3	455	1654	16/32	NS-104A	1/1
4	1880	30	25		2/2
5	1980	70	27		2/2
6	285	70	27		2/2
7	786	2000	20		2/2

## LOZ\_140

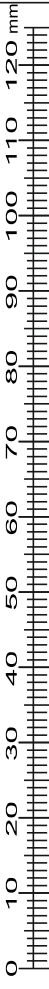
Element symbol	Dimensions			Code	Package
	200	2000	22		
1	200	2000	22	NS-101A	2/2
2	850	1454	16/32	NS-130A	1/1
3	455	1454	16/32	NS-131A	1/1
4	1880	30	25		2/2
5	1980	70	27		2/2
6	285	70	27		2/2
7	686	2000	20		2/2

## LOZ\_120

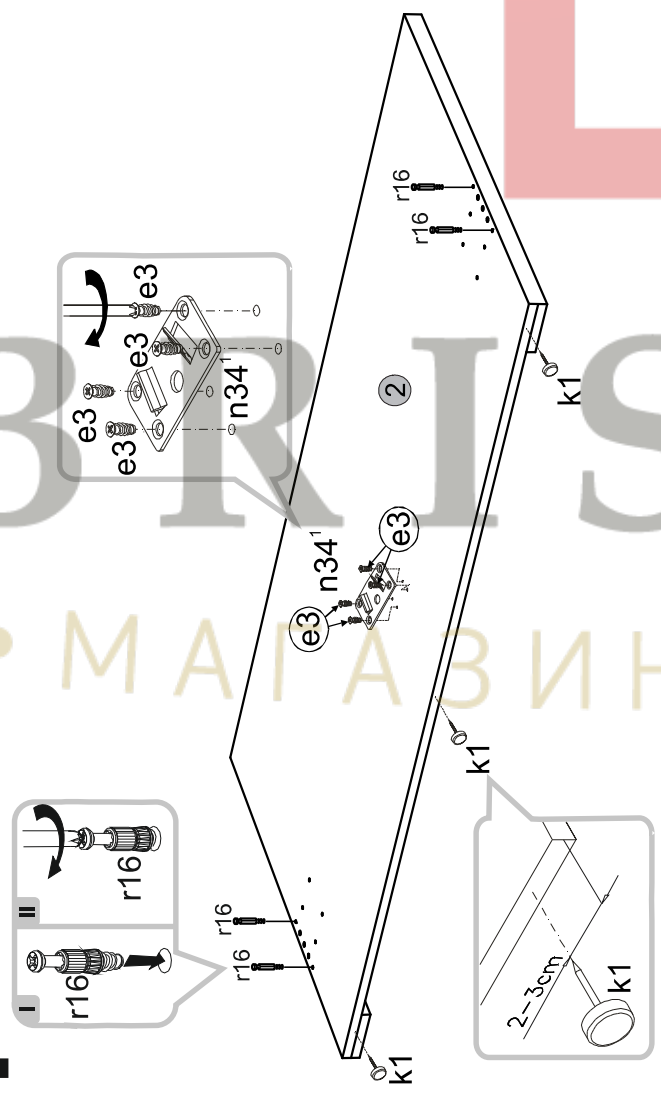
Element symbol	Dimensions			Code	Package
	200	2000	22		
1	200	2000	22	NS-101A	2/2
2	850	1254	16/32	NS-132A	1/1
3	455	1254	16/32	NS-133A	1/1
4	1880	30	25		2/2
5	1980	70	27		2/2
6	285	70	27		2/2
7	686	2000	20		2/2



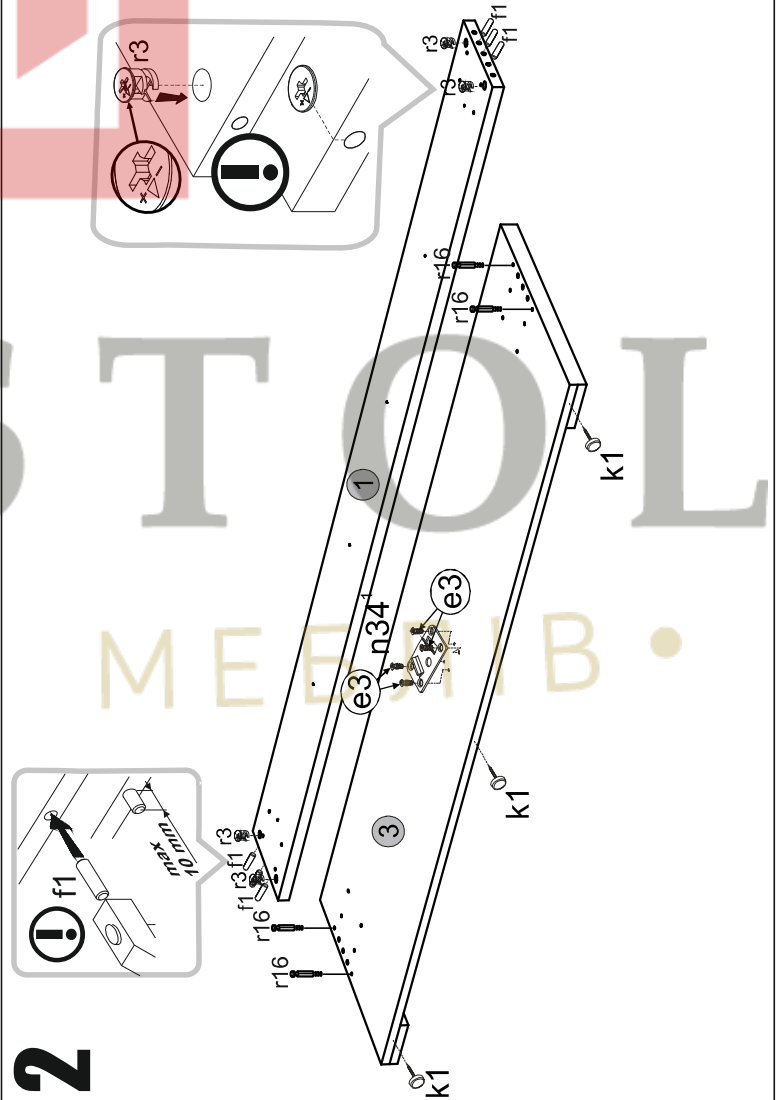
12x	12x	8x	8x	8x	8x	2x	2x	2x
p62	p21	s2	r16	r3	s21	p36	e27	n34
6x4,5 mm	6x30 mm	ø16	ø15,8 mm 6/6	ø15,8 mm 6/6	ø16	ø8x2,2 mm	ø7x30 mm	ø7x30 mm
4x	8x	1x	6x	6x	2x	6x	6x	6x
n106	e3	n34	n34	k1	e2	f1		
6x4,5 mm	6x4,3 mm	6x4,3 mm	6x4,3 mm	6x4,3 mm	6x4,3 mm	6x4,3 mm		



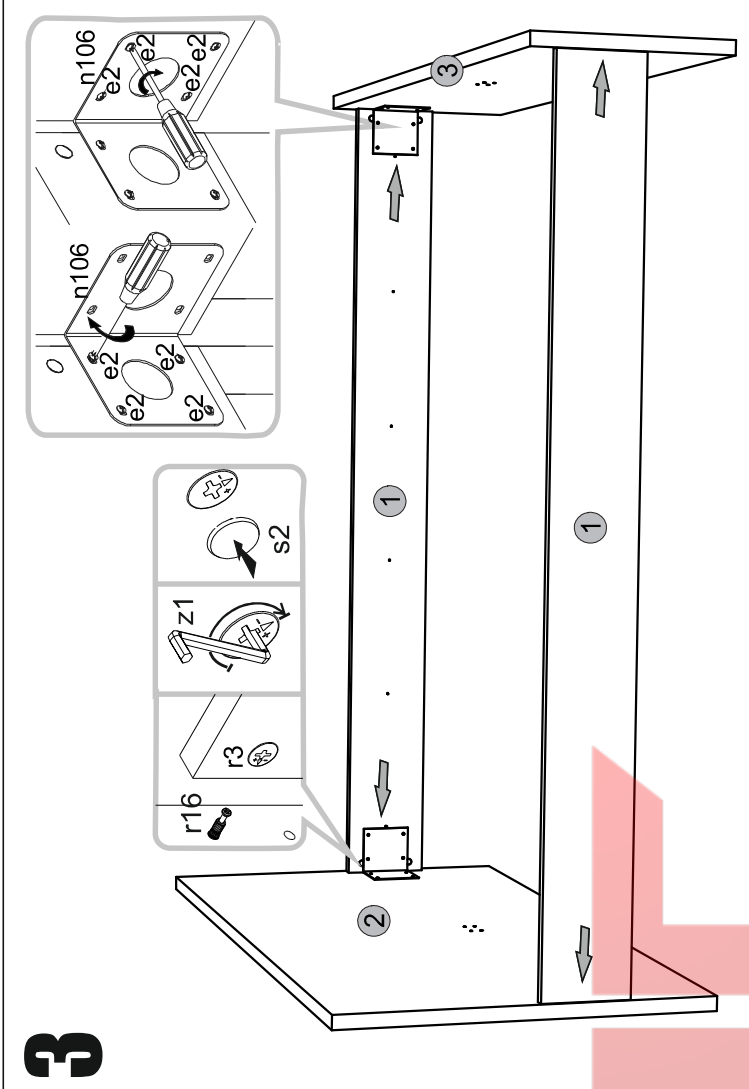
1



2



3



4

